



Sintra

GRES PORCELLANATO / PORCELAIN STONEWARE



Sintra

La collezione Sintra propone un intenso aspetto pietra piacentina in colori neutri e una superficie leggermente strutturata. Il contrasto creato dalle vivaci venature chiare variegata con le basi neutre, offre un effetto visivo finale unico ed elegante. Sei colori e tre dimensioni disponibili per una magnifica interpretazione estetica di qualsiasi interno o esterno.



The collection Sintra proposes an intense piacentina stone look in neutral colors and a lightly structured surface. The contrast created by the vivid light-colored variegated veins with the neutral bases, offers a unique and elegant final visual effect. Six colors and three sizes available for a magnificent aesthetic interpretation of any interior or exterior.

Full Collection Online:



Sintra White 30x60



Sintra Black 30x60 Antislip R11



Sintra Grey 30x60



Sintra Nero 30x60



Sintra Black 30x60



Sintra Beige 30x60



Sintra Taupe 30x60



Sintra Beige 21,6x21,6 Antislip R11 - Sintra Beige 21,6x43,5 Antislip R11




Sintra Beige 21,6x43,5 Antislip R11

Sintra


Gres effetto Pietra



Caratteristiche Tecniche • Technical Features • Caractéristiques Techniques • Technische Eigenschaften



White



Grey




Beige



Taupe



Iron



Black

PEI: V
PEI: IV Black



30x60

33 ●

S10804 Sintra Beige
S10800 Sintra Black
S10802 Sintra Grey
S10805 Sintra Iron
S10803 Sintra Taupe
S10801 Sintra White



30x60 Antislip R11

33 ●

S10804A Sintra Beige
S10800A Sintra Black
S10802A Sintra Grey
S10805A Sintra Iron
S10803A Sintra Taupe
S10801A Sintra White



21,6x43,5 Antislip R11

33 ●

S17804A Sintra Beige
S17805A Sintra Iron



21,6x21,6 Antislip R11

33 ●

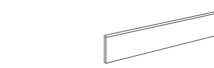
S19804A Sintra Beige
S19805A Sintra Iron



Sintra White 30x60

Pezzi Speciali • Special Pieces

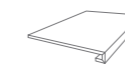
Battiscopa SBT+Cod.



6,5x60
10x43,5

8x ◆ 9 ●
15x ◆ 8 ●

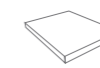
Gradone SCR+Cod.



33x60+3+3

4x ◆ 68 ●

Angolo Gradone SACR+Cod.



33x60+3+3

2x ◆ 103 ●

El. L. Monolitico SEL+Cod.+MON



15x30+4

8x ◆ 15 ●

Imballi • Packing	Pcs/Box	Mq/Box	Kg/Box	Box/Pallet	Mq/Pallet	Kg/Pallet	Spessore/Thickness
30x60	8	1,44	32,08	40	57,60	1303,20	8,5 mm
21,6x43,5	15	1,41	24,09	56	78,96	1.369,04	8,5 mm
21,6x21,6	28	1,31	23,14	60	78,60	1.408,10	8,5 mm

Via Ghiarola Nuova, 77
41042 Fiorano Modenese (MO) Italy
TEL.: +39 0536 838411

www.savoiaitalia.it
info@savoiaitalia.com

Full Collection Online:

